



FUND FACTS

ISIN Code	MYU9200AA005
Bloomberg Ticker	SSBWAEF MK
Currency	Ringgit Malaysia (MYR)
Benchmark	Dow Jones Islamic Market ASEAN Index
Fund Inception Date	07 February 2014
Retail Launch Date	25 January 2017

ECONOMIC OUTLOOK

Emerging markets continued to lag in the fourth quarter of 2021. The MSCI Emerging Markets Index fell -1.31%, MSCI Asia Pacific fell -1.87%, and MSCI ASEAN only gained 1.31%. For the full year of 2021, MSCI Emerging Markets, MSCI Asia Pacific, and MSCI ASEAN returned -2.54%, -1.21%, and 0.23%, respectively. In addition to the relatively slower (albeit improving) rollout of COVID-19 vaccines and a more direct exposure to slower Chinese economic growth and market adverse regulatory actions, investors are likely pricing in the commencement of monetary tightening in developed economies, which could result in capital outflows from emerging markets. For the year, Kuala Lumpur Composite Index (KLCI), Philippines Stock Exchange Index (PSEi), FTSE Straits Times, Jakarta Composite Index (JCI), and Stock Exchange of Thailand (SET) returned 0.33%, 1.58%, 13.55%, 12.53%, and 17.70%, respectively.

Markets spent most of December 2021 in a state of flux; sentiment rose and fell according to the prevailing view on the infectiousness and severity of the Omicron variant as well as the vaccine's efficacy against it.

Our outlook has not changed significantly since our December update; we expect sentiment and share prices to remain volatile. On one hand, we expect valuations to be supported by continued global economic recovery as global vaccination rates improve and booster shots are rolled out. Global governments and central banks are also likely to be mindful of the need to continue to support growth even as inflation rises. On the other hand, the coronavirus remains a significant risk, and supply chain backups and inflationary risks could persist if global economic conditions do not normalize.

In this type of investing environment, we remain confident in the ability of our bottom-up investing approach, which is focused on finding companies with solid fundamentals, sound growth prospects, and reasonable valuations to deliver resilient investment performance. Sustainability and shariah-focused funds like the ASEAN Equity Fund, which focus on companies with low debt and a penchant for doing right by their stakeholders, should continue to see resilient performance.

AVERAGE ANNUAL TOTAL RETURNS

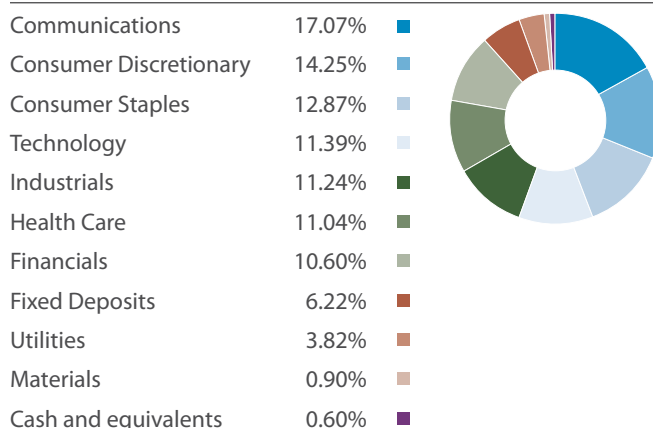
(as at 31 January 2022)

	Since Inception	1 Month	YTD	1 Year	3 Year	5 Year
Fund¹	1.76%	-4.07%	-4.07%	0.86%	2.96%	0.58%
6% Per Annum Absolute Return	n/a	0.50%	0.50%	6.00%	6.00%	6.00%

Source: Bloomberg, Saturna Sdn Bhd

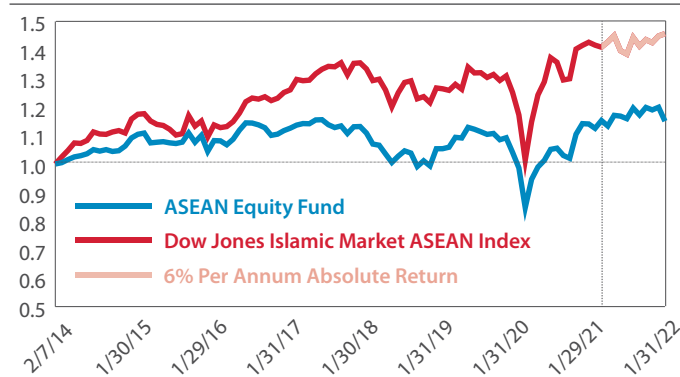
¹ Including Dividends.

SECTOR ALLOCATION (as at 31 January 2022)



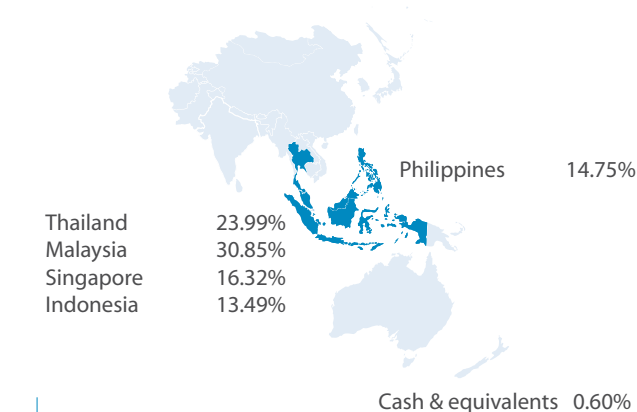
Source: Saturna Sdn Bhd Sector weightings are shown as a percentage of Fund assets.

COMPARATIVE PERFORMANCE



Source: Bloomberg

COUNTRY ALLOCATION (as at 31 January 2022)



Source: Saturna Sdn Bhd Country weightings are shown as a percentage of Fund assets.



INVESTMENT STRATEGY

The ASEAN Equity Fund invests in a diversified portfolio of *Shariah*-compliant equities across the ASEAN region. Asset allocation decisions are made after a review of fundamental and macroeconomic trends in the Southeast Asian economies. At least 70% of the Fund's NAV is in *Shariah*-compliant equities in ASEAN countries, and up to 30% of the Fund's NAV is in Islamic liquid assets including Islamic money market instruments and Islamic deposits with Islamic financial institutions.

The Fund follows a value-oriented investment style, favouring companies with potential for earnings growth. The Manager analyses economic growth rates, interest rates, inflation, currencies, and government policies. Stock selection criteria include improving fundamentals and solid growth potential at reasonable valuations. Generally, the Fund invests for the long-term, with annual portfolio turnover not expected to exceed 30%.

TARGET INVESTORS

The Fund is suitable for investors who are looking for:

- An ASEAN *Shariah*-compliant equity portfolio
- Capital gains of the units
- Diversification and exposure to the ASEAN equity markets
- A long-term investment outlook

CONTACT DETAILS

Manager

Saturna Sdn Bhd

Suite 5.03, 5th Floor,
Menara Atlan
161-B Jalan Ampang, 50450 Kuala Lumpur

Tel: 03-2164 5303

Fax: 03-2164 5308

Email: info@saturna.com.my

Website: www.saturna.com.my

Disclaimer: Investors are advised to read and understand the contents of the Fund's Prospectus (dated 12 February 2018 for ASEAN Equity Fund) and its Product Highlights Sheet, obtainable at our offices and our website, before investing. The prospectus has been registered with the Securities Commission Malaysia who takes no responsibility for its contents. Investors should also consider the fees and charges involved. The price of units and investment returns may go down as well as up. Past performances of the Fund are not an indication of the Fund's future performances. Units will only be issued upon receipt of the application from accompanying the prospectus. There are risks involved with investing in unit trust funds. Some of these risks associated with investments in unit trust funds are market risk, non-compliance risk, performance risk, equity securities risk, operational risk, price level risk, large and mid-size company risk, concentration risk, country risk, political risk, currency risk, active investment risk, and reclassification of *Shariah* status risk. For further details on the risk profile of the Fund, please refer to the Risk Factors section in the prospectus.

TOP 10 HOLDINGS (as at 31 January 2021)

Wilcon Depot	6.65%
KCE Electronics	4.52%
Airports Of Thailand	4.02%
Plan B Media	4.01%
UMS Holdings	3.93%
AEF AFFIN SHORT TERM MUDHARABAH	3.90%
Manila Electric	3.82%
Chularat Hospital	3.52%
Syarikat Takaful Malaysia Keluarga	3.52%
Telkom Indonesia	3.48%
ComfortDelGro	3.24%

Source: Saturna Sdn Bhd Security weightings are shown as a percentage of Fund assets.

SUMMARY OF KEY TERMS

Fund Size (31-JAN-2022)	MYR 13.0 million
Minimum Investment	MYR 2,000
Minimum Increment	MYR 200
Type of Product	Open-ended (Unit Trust Fund)
Fund Category	<i>Shariah</i> -Compliant Equity
Fund Type	Growth
Domicile	Malaysia
Term	Daily Liquidity
Target Region	ASEAN
Manager	Saturna Sdn Bhd
Trustee	SCBMB Trustee Berhad
Shariah Advisor	Amanie Advisors Sdn Bhd
Auditor	Crowe Malaysia PLT
Tax Agent	Crowe KL Tax Sdn Bhd
Administration Fee	0.25% Per annum of the NAV of the Fund
Distribution Fee	Up to 0.25% Per annum of the NAV of the Fund (on a reimbursement basis)
Trustee Fee	0.05% Per annum of the NAV of the Fund
Performance Fee	10% of the change in gross asset value that cumulatively increases or decreases, excluding subscriptions and redemptions, for each day in the financial year
No Direct Fees or Charges	No charges for Sales, Redemption, Transfer, or Switching