



ECONOMIC OUTLOOK

ASEAN markets bucked the trend in the first quarter, with the MSCI ASEAN Index falling slightly (-0.11%) in US dollar terms. Much of this weakness was due to the depreciation of domestic currencies against the US dollar, ranging from -0.98% for the Philippines peso to -5.07% for the Thai baht. Additionally, continuing headwinds from escalating US-China tensions and concerns over the health of the Chinese economy weighed on sentiment.

The FTSE Bursa Malaysia KLCI Index rose by 7.41% in local currency terms and 4.34% in dollar terms over the first quarter. Several announcements drove the stronger market, including an MOU between Malaysia and Singapore to cooperate on the development of a special economic zone, additional new energy quotas, and higher water tariffs.

Singapore's Straits Times Index was broadly flat in local currency terms and down -2.19% in dollar terms in the first quarter, bucking positive global market trends. The low performance was mainly due to weak economic data, particularly non-oil exports growth, which missed consensus expectations and weak new home sales.

The Jakarta Composite Index rose 1.59% in local currency terms (-1.44% in dollar terms) in the first quarter. Indonesia's economic outlook is resilient, and the gross domestic product (GDP) is projected to grow by 5% in 2024. Indonesia's presidential election concluded in February, with former Defense Minister Prabowo winning 58% of the popular vote. Separately, private consumption is anticipated to be the primary driver of growth in 2024.

The Philippines Stock Exchange Index grew 8.05% in local currency terms (6.36% in dollar terms) in the first quarter. The Philippines government forecasted an economic growth target of 6% to 7% in 2024, higher than its growth rate of 5.6% in 2023, which was the highest across southeast Asia. Domestic consumption is expected to be a key driver of growth in 2024, supported by a steady flow of remittances from overseas Filipinos, rising wages that partially offset declining purchasing power, and an improving job market with an increasing number of wage earners.

Thailand's SET Index fell -1.62% in local currency terms and declined -7.47% in dollar terms in the first quarter. The Thai economy is recovering at a slower than expected pace. The Bank of Thailand lowered its GDP forecast for 2024 to 3.2%. However, as the "digital wallet" program (cash handouts of \$285 per eligible person for a total of \$14.3 billion) rolls out, GDP growth could reach 3.8%.

In closing, sentiment and stock prices are likely to remain volatile as different macroeconomic forces continue to play out. An emphasis on quality would make sense and is consistent with Saturna's bottom-up investing approach, which is focused on finding fundamentally solid and reasonably priced equities with secular growth drivers. Additionally, Saturna has a sustainability and *Shariah*-focus, which prioritizes companies with low debt and an inclination for doing what is right for their stakeholders. These characteristics should enhance portfolio resilience under most market conditions and over different investment horizons. We will continue to deploy the available cash as opportunities arise.

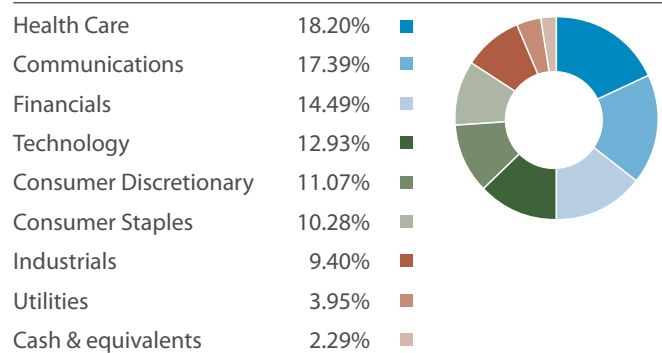
AVERAGE ANNUAL TOTAL RETURNS

(as at 31 May 2024)

	Since Inception	1 Month	YTD	1 Year	3 Year	5 Year
Saturna ASEAN Equity Fund¹	1.36%	-0.99%	-3.14%	-1.91%	-0.60%	1.04%
6.00% Per Annum Absolute Return	n/a	0.50%	2.50%	6.00%	6.00%	6.00%
Dow Jones Islamic Market ASEAN Index	-0.27%	2.30%	-1.77%	-2.81%	-5.86%	-0.73%

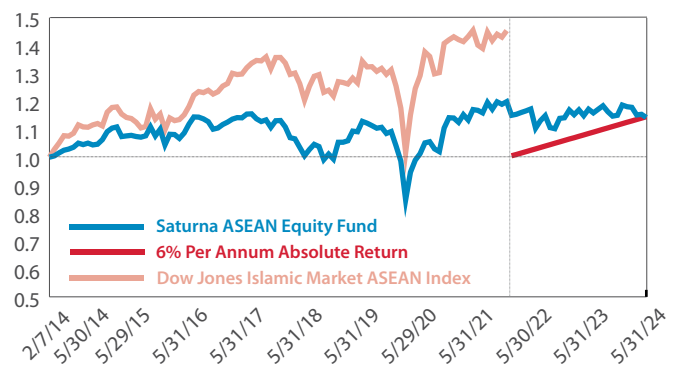
Source: Bloomberg, Saturna Sdn Bhd

SECTOR ALLOCATION (as at 31 May 2024)



Source: Saturna Sdn Bhd Sector weightings are shown as a percentage of Fund assets.

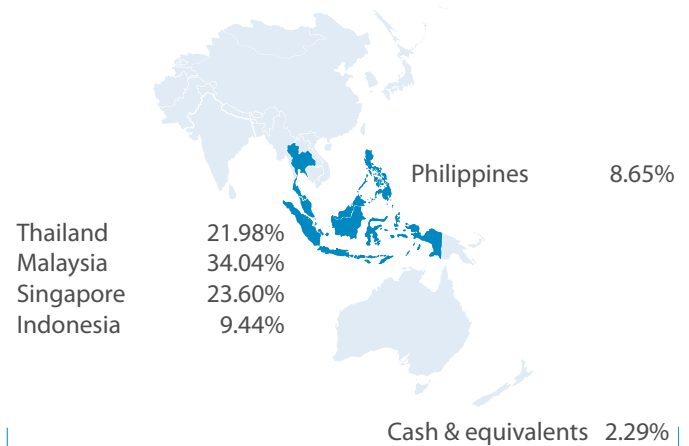
COMPARATIVE PERFORMANCE



Source: Bloomberg

Beginning January 1, 2022, the Benchmark changed to 6% Absolute Return

COUNTRY ALLOCATION (as at 31 May 2024)



Source: Saturna Sdn Bhd Country weightings are shown as a percentage of Fund assets.


TOP 10 HOLDINGS (as at 31 May 2024)

KPJ Healthcare	5.77%
UMS Holdings	4.19%
Manila Electric	3.95%
SATS Ltd	3.78%
Venture Corp. Ltd.	3.67%
ComfortDelGro Corp. Ltd.	3.67%
Chularat Hospital PCL	3.56%
TIME dotCom Bhd	3.38%
Airports Of Thailand	3.38%
Nestle (Malaysia) Bhd	3.34%

Source: Saturna Sdn Bhd Security weightings are shown as a percentage of Fund assets.

FUND FACTS

ISIN Code	MYU9200AA005
Bloomberg Ticker	SSBWAEF MK
Currency	Ringgit Malaysia (MYR)
Benchmark	Dow Jones Islamic Market ASEAN Index
Fund Inception Date	07 February 2014
Retail Launch Date	25 January 2017

INVESTMENT STRATEGY

The Saturna ASEAN Equity Fund invests in a diversified portfolio of *Shariah*-compliant equities across the ASEAN region. Asset allocation decisions are made after a review of fundamental and macroeconomic trends in the Southeast Asian economies. At least 70% of the Fund's NAV is in *Shariah*-compliant equities in ASEAN countries, and up to 30% of the Fund's NAV is in Islamic liquid assets including Islamic money market instruments and Islamic deposits with Islamic financial institutions.

The Fund follows a value-oriented investment style, favouring companies with potential for earnings growth. The Manager analyses economic growth rates, interest rates, inflation, currencies, and government policies. Stock selection criteria include improving fundamentals and solid growth potential at reasonable valuations. Generally, the Fund invests for the long-term, with annual portfolio turnover not expected to exceed 30%.

CONTACT DETAILS
Manager
Saturna Sdn Bhd

Suite 5.03, 5th Floor,
Menara Atlan
161-B Jalan Ampang, 50450 Kuala Lumpur

Tel: 03-2164 5303

Fax: 03-2164 5308

Email: info@saturna.com.my

Website: www.saturna.com.my

TARGET INVESTORS

The Fund is suitable for investors who are looking for:

- An ASEAN *Shariah*-compliant equity portfolio
- Capital gains of the units
- Diversification and exposure to the ASEAN equity markets
- A long-term investment outlook

SUMMARY OF KEY TERMS

Fund Size (31-MAY-2024)	MYR 17.99 million
Minimum Investment	MYR 2,000
Minimum Increment	MYR 200
Type of Product	Open-ended (Unit Trust Fund)
Fund Category	<i>Shariah</i> -Compliant Equity
Fund Type	Growth
Domicile	Malaysia
Term	Daily Liquidity
Target Region	ASEAN
Manager	Saturna Sdn Bhd
Trustee	SCBMB Trustee Berhad
Shariah Advisor	Amanie Advisors Sdn Bhd
Auditor	Crowe Malaysia PLT
Tax Agent	Crowe KL Tax Sdn Bhd
Administration Fee	0.25% per annum of the NAV of the Fund
Distribution Fee	Up to 0.25% per annum of the NAV of the Fund (on a reimbursement basis)
Trustee Fee	0.05% per annum of the NAV of the Fund
Performance Fee	10% of the change in gross asset value that cumulatively increases or decreases, excluding subscriptions and redemptions, for each day in the financial year
No Direct Fees or Charges	No charges for Sales, Redemption, Transfer, or Switching

Disclaimer: Investors are advised to read and understand the contents of the Fund's prospectus (dated 11 October 2023 for Saturna ASEAN Equity Fund) and its Product Highlights Sheet, obtainable at our offices and our website, before investing. The prospectus has been registered with the Securities Commission Malaysia which takes no responsibility for its contents. Investors should also consider the fees and charges involved. The price of units and investment returns may go down as well as up. Past performances of the Fund are not an indication of the Fund's future performances. Units will only be issued upon receipt of the application from accompanying the prospectus. There are risks involved with investing in unit trust funds. Some of these risks associated with investments in unit trust funds are market risk, non-compliance risk, performance risk, equity securities risk, operational risk, price level risk, large and mid-size company risk, concentration risk, country risk, political risk, currency risk, active investment risk, and reclassification of *Shariah* status risk. For further details on the risk profile of the Fund, please refer to the Risk Factors section in the prospectus.